



Su socio estratégico en soluciones de control

CONTROLADORES BACNET HVAC

TruVu MPC I/O Expanders

TV-MPCXP1048



Email

ivupro@anzures.com.ar



Web

anzures.com.ar



Redes sociales



Teléfono

+54 11 6012 5590



i-Vu® Building Automation System TruVu™ MPC I/O Expanders



United Technologies

Part Numbers: TV-MPCXPIO48
TV-MPCXPIO812
TV-MPCXPIO12

The i-Vu® Building Automation System provides everything you need to access, manage, and control your building, including the powerful i-Vu user interface, plug-and-play BACnet controllers, and state-of-the-art Carrier equipment.

The Carrier® TruVu™ MPC I/O expanders provide I/O point capacity for the TruVu MPC Processor. Flexible and versatile, the TruVu MP Processor supports multiple I/O configurations for accomplishing both common and custom HVAC control strategies.

Application Features

- Comprehensive library of factory-engineered control programs available for complete air-side and water-side system control
- Graphically programmable using the Snap programming tool

Hardware Features

- Adds up to 180 I/O points to the TruVu MPC Processor
- Removable screw terminals for I/O connections
- Supports din-rail or screw tab mounting
- Hand-Auto-Off switches on all output channels
- Software selectable configuration - no jumpers
- Expanders can be mounted to MPC processor in a compact configuration or remotely mounted up to 1000 feet away

System Benefits

- Fully plug-and-play with the Carrier i-Vu® building automation system
- Supports demand limiting and optimal start for maximum energy savings
- Compatible with i-Vu Tenant Billing for tracking tenants' after-hours energy usage

Sample Applications



AHUs



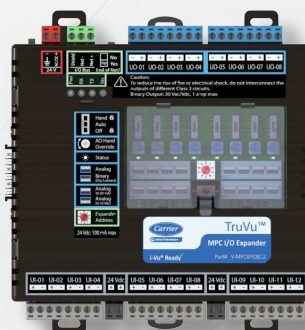
Chillers



Cooling Towers



TV-MPCXPIO48
4 outputs & 8 inputs
12 points total



TV-MPCXPIO812
8 outputs & 12 inputs
20 points total



TV-MPCXPIO12
12 inputs
12 points total



i-Vu[®] Building Automation System

TruVu[™] MPC I/O Expanders

Part Numbers: TV-MPCXPIO48
TV-MPCXPIO812
TV-MPCXPIO012

Communication Ports	<p>IO Bus port: Provides communication for wired TruVu MPC I/O expanders that are powered by external power supplies.</p> <p>IO Bus edge connector: 6-pin connector that provides communication and power to a directly-connected TruVu MPC I/O expander</p>
Inputs	<p>TV-MPCXPIO48: 8 inputs</p> <p>TV-MPCXPIO812: 12 inputs</p> <p>TV-MPCXPIO012: 12 inputs</p> <p>-Inputs software configurable for 0-5 VDC, 0-10 VDC, 0-20 mA, thermistor (5k, 10k Type II), 1k RTD (Platinum, Nickel, or Balco), and Dry Contact.</p> <p>-Inputs are 16 bit A/D and support up to 40 pulses per second (12.5 msec min. pulse).</p>
Outputs	<p>TV-MPCXPIO48: 4 outputs</p> <p>TV-MPC XPIO812: 8 outputs</p> <p>-Outputs can be set as analog or binary outputs.</p> <p>-Analog outputs can be used for 0-10 VDC, 0-20 mA (12 bit A/D).</p> <p>-Binary outputs have a built-in relay and can be used to switch external devices or relays up to 1A, 30Vac/Vdc.</p> <p>-HAO (hand/auto/off) switches are on each output, including potentiometers for manual adjustment of analog outputs.</p>
Protection	<p>Two fast acting, 5mm x 20mm glass fuses:</p> <p>-A 2A fuse for the TV-MPCXPIO expander's power</p> <p>-A 4A fuse for the I/O bus edge connector</p> <p>-The power and network ports comply with the EMC requirements EN50491-5-2.</p>
Status Indicators	LED status of communications, power, running, errors, and outputs
Compliance	<p>United States of America: FCC compliant to Title CFR47, Chapter 1, Subchapter A, Part 15, Subpart B, Class A; UL listed to UL916, PAZX, Energy Management Equipment</p> <p>Canada: Industry Canada Compliant, ICES-003, Class A; cUL listed UL 916, PAZX and Energy Management Equipment</p> <p>Europe: EN50491-5-2:2009; Part 5-2: EMC requirements for HBES/BACS used in residential, commercial and light industry environment EN50491-3:2009, Part 3: Electrical safety requirements for Home and Building Electronic Systems (HBES) and Building Automation and Control Systems (BACS) Low Voltage Directive: 2014/35/EU RoHS Compliant: 2011/65/EU</p> <p>Australia and New Zealand: C-Tick Mark, AS/NZS 61000-6-3</p>
Environmental Range	Operating: -40 to 158°F (-40 to 70°C) 10 to 95% RH, non-condensing
Power Requirements	<p>24VAC ± 10%, 50-60Hz</p> <p>50 VA power consumption</p> <p>26VDC ± 10% 12W</p>

Dimensions

Overall

A: 6.9" (17.53 cm)

B: 6.95" (17.65 cm)

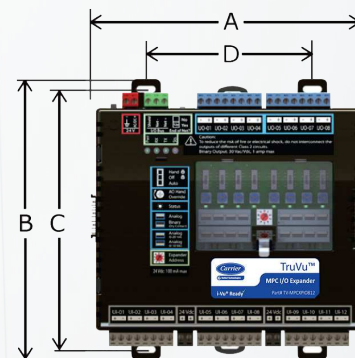
Mounting

C: 6.45" (16.38 cm)

D: 4.1" (10.4 cm)

Depth: 2.09" (5.31 cm)

Weight: 1.1 lbs (0.49 kg)



CONTROLS EXPERT

Tested. Certified. Factory Authorized.

For more information, contact
your local Carrier Controls Expert.
Controls Expert Locator:
www.carrier.com/controls-experts

© Carrier Corporation Cat. No. 11-808-715-01 1/19
Manufacturer reserves the right to discontinue, or change at any time, specifications or designs, without notice and without incurring obligations. Trademarks are properties of their respective companies and are hereby acknowledged.



Su socio estratégico en
soluciones de control



Conózcenos en nuestra web

Somos expertos en el desarrollo, instalación y mantenimiento de Sistemas de Control. Proveemos soluciones integrales de automatización y control para todo tipo de Edificios Inteligentes.

[Ir a anzures.com.ar](http://anzures.com.ar)



Descubra nuevas soluciones

Conozca nuestra serie de documentos con soluciones integrales que mejoran el control y la eficiencia, y nuestros últimos casos de éxito.

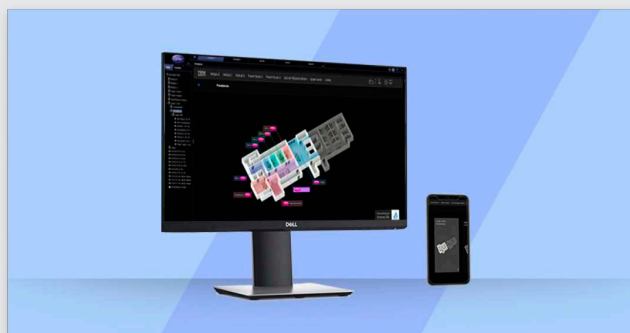
[Ir a anzures.com.ar/soluciones](http://anzures.com.ar/soluciones)



Explore otros equipos

Encuentre los productos necesarios para la gestión de edificios inteligentes o industrias; controladores BACnet HVAC, sistemas Carrier Confort Network, sensores y add-ons.

[Ir a anzures.com.ar/productos](http://anzures.com.ar/productos)



Pruebe nuestra demo i-Vu

Experimente nuestra interfaz gráfica para el control de equipos que se encuentran en los sistemas de edificios e industrias. Interactúe como si fuera un operador mediante el sistema i-Vu.

[Ir a anzures.com.ar/sistema](http://anzures.com.ar/sistema)



Email

ivupro@anzures.com.ar



Web

anzures.com.ar



Redes sociales



Teléfono

+54 11 6012 5590