



Su socio estratégico en soluciones de control

SENSORES

Equipment Touch

EQT1-4-CAR



Email

ivupro@anzures.com.ar



Web

anzures.com.ar



Redes sociales



Teléfono

+54 11 6012 5590



i-Vu® Building Automation System i-Vu® Equipment Touch

Part Number: EQT1-4-CAR




The i-Vu® Building Automation System provides everything you need to access, manage, and control your building, including the powerful i-Vu user interface, plug-and-play BACnet® controllers, and state-of-the-art Carrier equipment.

Carrier's i-Vu Equipment Touch is an integrated component of the i-Vu Building Automation System. It features an illuminated, 4.3" color pixel touchscreen display and connects to a single Open (BACnet) equipment controller. Designed for wall mounting, it provides building occupants, facility managers, and installers a powerful user interface for managing a single piece of HVAC equipment in a building.



Equipment Snapshot Screen



Hardware Features

- Illuminated 4.3", 480 x 272 color pixel touchscreen display (no buttons)
- Built-in temperature and humidity sensing
- Connects to a single Open (BACnet) controller using Rnet communications
- Supports remote thermistor sensor (such as Carrier T55)
- Intuitive icon-driven / website-like screen navigation
- Default system screens such as scheduling and trends support international languages
- Ideal for single-zone rooftop applications such as office spaces and warehouses

For Building Occupants

- View current space temperature
- View operating mode (heat/cool/economizer)
- Change setpoints easily
- Initiate timed local overrides

For Facility Managers

- Multi-level password protection for security
- Convenient "Snapshot" screen shows equipment graphic and operating status
- Easy access to equipment configuration, schedules, trends, and alarms
- Audible & visual alarm indication

For Installers

- Simple 4-wire installation
- Auto-discovers connected Open (BACnet) controller
- Screen files can be auto-uploaded on select controllers¹, customized, or created from scratch
- Startup wizard and integrated help screens to assist with equipment start-up & commissioning

¹For a complete list of controllers that include i-Vu Touch files, visit www.HVACPartners.com.




i-Vu® Building Automation System

i-Vu® Equipment Touch

Part Number: EQT1-4-CAR

Specifications

Power	24 Vac (±15%), 5 VA, 50-60 Hz, Class 2		
Display	4.3 in. resistive touchscreen color LCD display with backlighting, 480x272 pixels		
Communication Ports	Rnet: 2-wire EIA-485 port for connection to the Rnet sensor network (115kbps) NOTE: The i-Vu Equipment Touch is NOT compatible with SPT sensors. Sensor: for connecting an optional remote thermistor sensor (like Carrier T55) USB port: for firmware upgrades		
Real-time Clock	A 365-day real time clock/calendar. Time and date will be maintained for a minimum of 72 hours after loss of power (at room temperature).		
Audible Alarm Notification	A piezoelectric sounder		
Temperature Sensor	Range	-4°F to 140°F (-20°C to 60°C)	
	Accuracy over 30°F to 100°F (-1°C to 38°C):	±1.0°F (±0.55°C)	
	Accuracy over full range:	±2.0°F (±1.1°C)	
	Resolution:	0.2°F (0.1°C)	
Humidity Sensor	Range:	0 to 100% RH	
	Accuracy over 20 to 80% RH:	±3.0% RH	
	Accuracy over full range:	±5.0% RH	
	Resolution:	0.05% RH	
Environmental Operating Range	-4°F to 140°F (-20°C to 60°C), 10–90% RH, non-condensing		
Mounting	Mounting plate included for mounting to wall or electrical junction box		
Dimensions	Overall	Mounting Plate	Display Only
	Width: 5.44 in. (13.82 cm)	Width: 4.79 in. (12.2 cm)	Width: 3.75 in. (9.5 cm)
	Height: 4.55 in. (11.56 cm)	Height: 3.94 in. (10 cm)	Height: 2.25 in. (5.7 cm)
	Depth: 1.24 in. (3.15 cm)		
Weight	8 oz. (0.23 kg)		
Listed By	UL-916 (PAZX), CE, FCC Part 15-Subpart B-Class A		



Home Screen



Alarms Screen



Schedules Screen



CONTROLS EXPERT

Tested. Certified. Factory Authorized.

For more information, contact your local Carrier Controls Expert.

Controls Expert Locator:
www.carrier.com/controls-experts

© Carrier Corporation 2014 Cat. No. 11-808-361-01 Rev. 05/14
Manufacturer reserves the right to discontinue, or change at any time, specifications or designs, without notice and without incurring obligations. Trademarks are properties of their respective companies and are hereby acknowledged.



Su socio estratégico en
soluciones de control



Conózcenos en nuestra web

Somos expertos en el desarrollo, instalación y mantenimiento de Sistemas de Control. Proveemos soluciones integrales de automatización y control para todo tipo de Edificios Inteligentes.

[Ir a anzures.com.ar](http://anzures.com.ar)



Descubra nuevas soluciones

Conozca nuestra serie de documentos con soluciones integrales que mejoran el control y la eficiencia, y nuestros últimos casos de éxito.

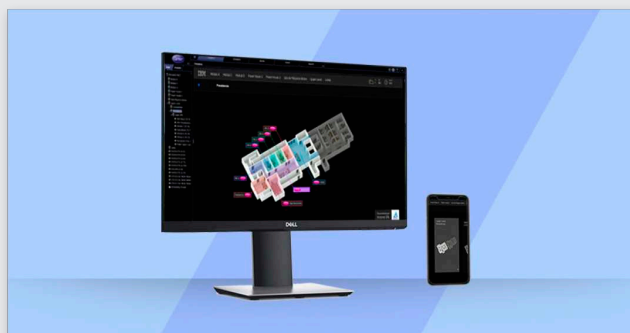
[Ir a anzures.com.ar/soluciones](http://anzures.com.ar/soluciones)



Explore otros equipos

Encuentre los productos necesarios para la gestión de edificios inteligentes o industrias; controladores BACnet HVAC, sistemas Carrier Confort Network, sensores y add-ons.

[Ir a anzures.com.ar/productos](http://anzures.com.ar/productos)



Pruebe nuestra demo i-Vu

Experimente nuestra interfaz gráfica para el control de equipos que se encuentran en los sistemas de edificios e industrias. Interactúe como si fuera un operador mediante el sistema i-Vu.

[Ir a anzures.com.ar/sistema](http://anzures.com.ar/sistema)



Email

ivupro@anzures.com.ar



Web

anzures.com.ar



Redes sociales



Teléfono

+54 11 6012 5590